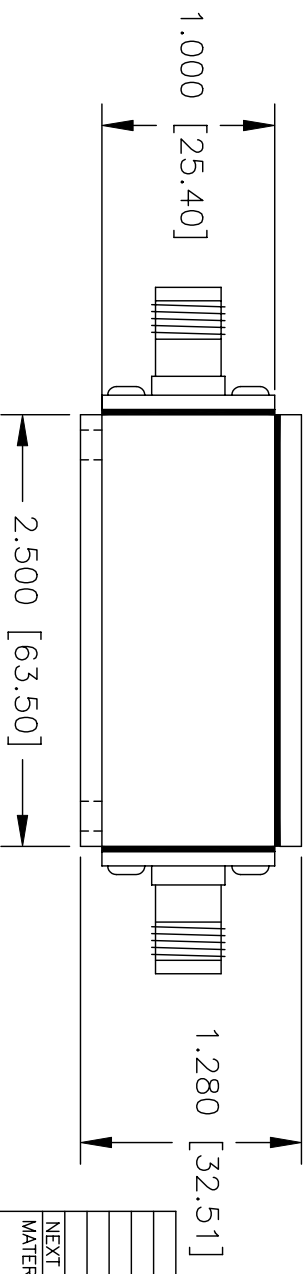
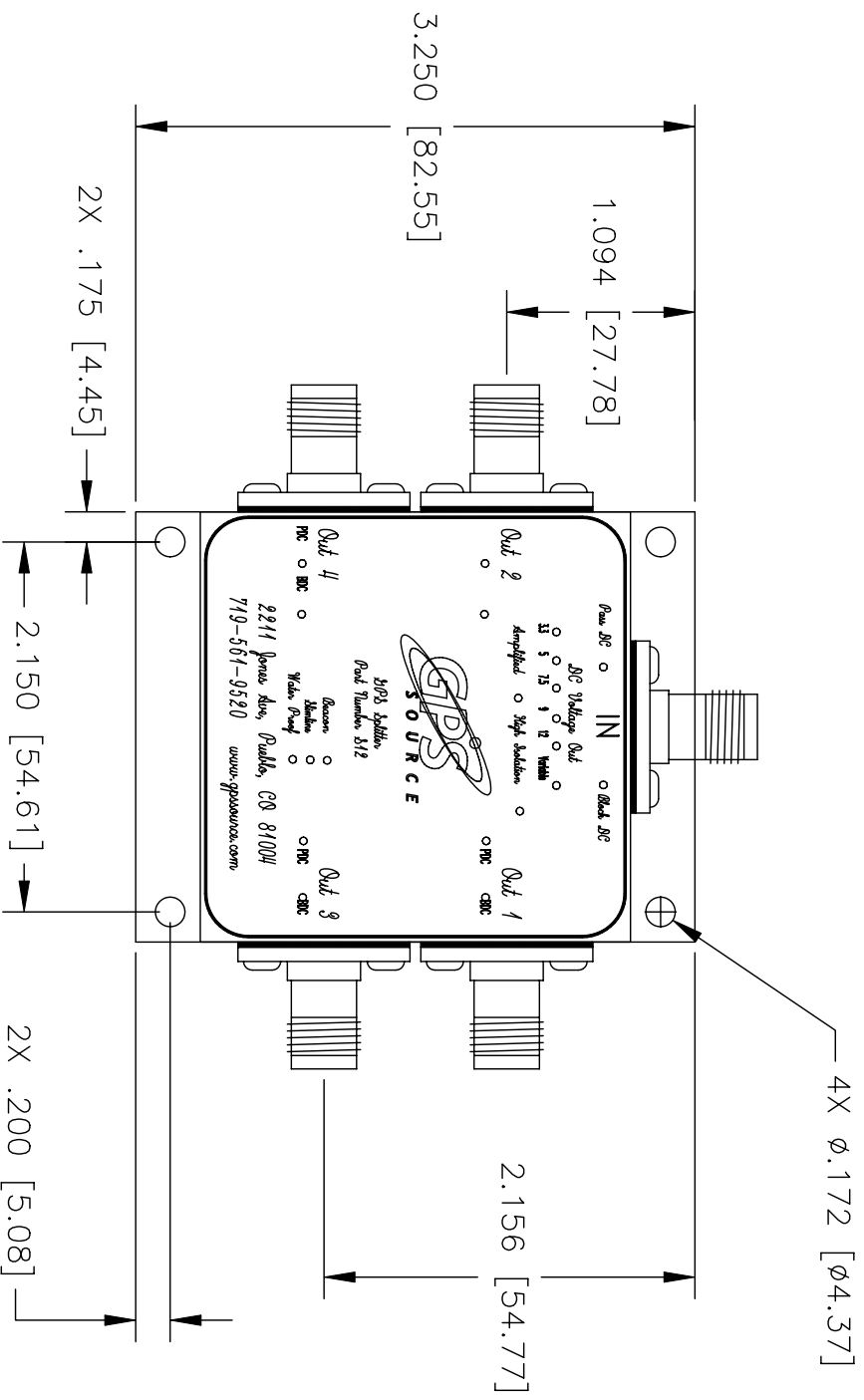
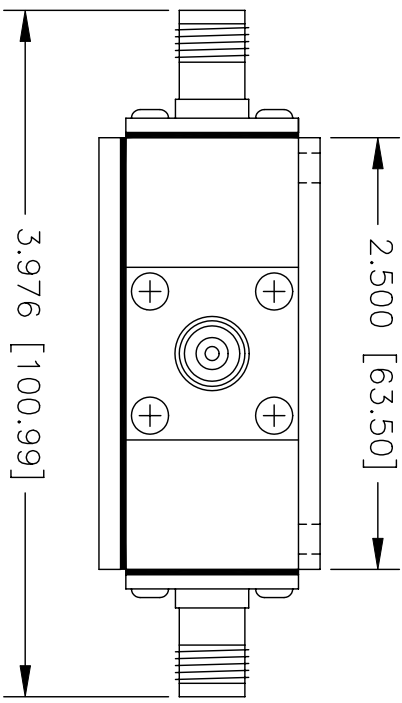


NOTES:

- 1.
- 2.
- 3.



REV	DESCRIPTION	EGO	BY	DATE
002		-		
003		-		
004		-		
005		-		
006		-		
007		-		
008		-		
009		-		

THIRD ANGLE PROJECTION	
DIMENSIONS ARE IN INCHES.	
.XX	= ± .01
.XXX	= ± .005
.XXXX	= ± .0005
ANGULAR	= ± 1°
DIA CONCENTRIC WITHIN .005	
TOTAL INDICATOR RUNOUT.	
SURFACE 32 OR BETTER.	
DIMENSIONAL LIMITS APPLY TO FINISHED PART.	

DRAWN P. COINER		28 MAY 03	
CHECKED			
PROJ ENG			
APPD			
TITLE GPS Source		S14 T CONNECTORS	
SIZE B		DWG NO. S14_A00-E-TF_001.dwg	
SCALE: 1/1		SHEET 1 OF 1	
		REV 001	